

Alphabet dominoes

Level

Elementary.

Skills Practised

Pronunciation of the alphabet letters.

Time

10 minutes.

Preparation


Print out a set of cards for each small group.

How it works

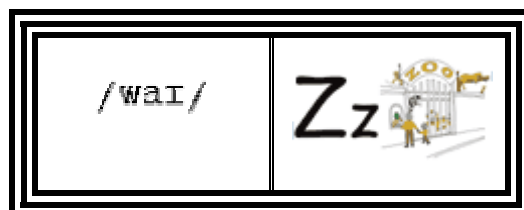
Divide the class into groups of 4. Give each group a complete set of 26 cards. Each student within the group should take 4 cards each.

Tell them that they have to place the dominoes in such a way that the 26 letters of the alphabet (the right-hand pictures) are matched to their corresponding pronunciation.

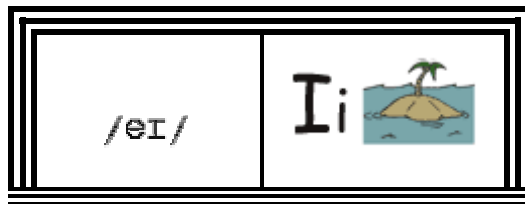
One player begins by placing one card on the table. The player on her/his right hand should try to place another card that matches either with the pronunciation or with the letter. For example, if the starter card is:



The next player could match the */zed/* with the domino:




























The other possibility is to match the letter "a" with the domino:



If a player does not have a card that matches the card/s on the table, s/he should take one from the pile.

The game continues until one player gets rid of all her/his domino cards.

Correction: check by beginning with the letter A.

/zed/	Aa 	/ei/	Ii 	/ai/	Oo 
/eu/	Pp 	/pi:/	Bb 	/bi:/	Jj 
/dʒei/	Qq 	/kju:/	Rr 	/ɑ:/	Cc 
/si:/	Dd 	/di:/	Ss 	/es/	Kk 
/kei/	Tt 	/ti:/	Ee 	/i:/	Ll 
/el/	Uu 	/ju:/	Vv 	/vi:/	Ff 
/ef/	Gg 	/dʒi:/	Ww 	/'dʌb.əl.ju:/	Mm 
/em/	Xx 	/eks/	Hh 	/eɪtʃ/	Nn 
/en/	Yy 	/wai/	Zz 